

LEA Name: New Brighton Area SD  
Address 3225 43rd Street  
City New Brighton, PA 15066-

Class Size: 3

County: Beaver  
AUN Number: 127045653

Pennsylvania Department of Education  
Comptroller's Office


Annual Financial Report , PDE-2057

School District, AVTS/CTC, Special Program Jointures, and Charter School

For the Fiscal Year Ending  
06/30/2014

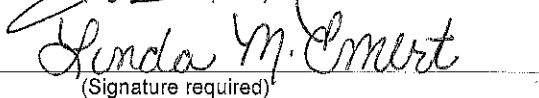
**CERTIFICATION:** By signing this page I agree that the electronic file submitted is a complete and accurate statement of the financial operations and status of the local education agency for the fiscal year. It has been prepared in accordance with generally accepted accounting principles and established Commonwealth of PA reporting guidelines.

Dr. Joseph A. Guarino  
Chief School Administrator

  
(Signature required)

11/14/14  
Date

Linda Emert  
Board Secretary

  
(Signature required)

11/14/14  
Date

Marydenise Feroce  
Contact Person

mferoce@nbsd.k12.pa.us  
Contact Person E-mail Address

(724) 843-1795 Ext. 404  
Contact Person Telephone Number

(724) 843-6144  
Contact Person Fax Number

Mail original signed coversheet to: Bureau of Accounting and Financial Management, Central Agencies and School Finance, 555 Walnut St - 9th Floor, Harrisburg, PA 17101 ATTN: AFR

**Audit Certification**  
**Annual Financial Report:**  
For the Fiscal Year Ending 06/30/2014  
(Pursuant to PA School Code Section 218(b))

LEA Name: New Brighton Area SD  
AUN Number: 127045653  
County: Beaver

**Audit Certification Due:**  
12/31/2014

This certification is applicable to:

- ☒ Orig. Annual Financial Report submitted to Comptroller Operations:  
☐ Annual Financial Report revisions submitted on:

Indicate if the school audit was completed prior to submission of this form

- ☐ Yes, audit has been completed  
☒ No, audit has not been completed

Auditing Firm:

Cottrill, Arbutina & Assoc., P.C.  
525 Third Street  
Beaver, PA 15009


Auditor Contact Name: P. Joel Martin


Auditor Phone: 724-683-3400

Auditor E-mail: jmartin@cottrillarbutina.com

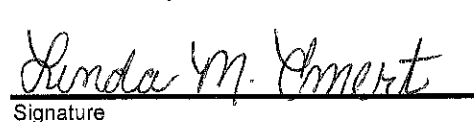
CERTIFICATION: By signing this page I agree that the financial statements of the school have been properly audited as noted above pursuant to Article XXIV, and in the auditor's professional opinion, the Annual Financial Report (PDE-2057) submitted on the date referenced is materially consistent with the audited financial statements.

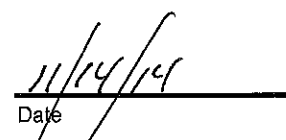
Chief School Administrator

  
\_\_\_\_\_  
Signature  
Dr. Joseph A. Guarino

  
\_\_\_\_\_  
Date 11/14/14

Board Secretary

  
\_\_\_\_\_  
Signature  
Linda Emert

  
\_\_\_\_\_  
Date 11/14/14

AFR Contact Person: Marydenise Feroce

Email: mferoce@nbsd.k12.pa.us

Phone: 7248431795 Ext: 404

FAX: 7248436144

Mail completed form to:

Bureau of Accounting and Financial Management, Central Agencies and School Finance, 555 Walnut St - 9th Floor, Harrisburg, PA 17101 ATTN: AFR

NOTE: A new Audit Certification form is due with each AFR Revision.

Amounts Expressed in Whole Dollars

	General (10)	Public Purpose Trust (27)	Other Compt Approved (28)	Athletic/ Activity (29)	Capital Reserve (690,1850) (31)
<b>ASSETS AND DEFERRED OUTFLOWS OF RESOURCES</b>					
<b>Assets</b>					
0100 Cash and Cash Equivalents	4,535,507				
0110 Investments					
0120 Taxes Receivable (Net)	1,086,351				
0130 Due From Other Funds	74,141				
0141 Due from Other Governments	693,733				
0142 State Revenue Receivable					
0143 Federal Revenue Receivable					
0145 Other Intergovernmental Revenue Receivable					
0146 Due From Primary Governments					
0147 Due From Component Units					
0150 Other Receivables (Include Bond Proceeds Receivable)	30,553				
0160 Advances to Other Funds (Long-Term Loans)					
0170 Inventories					
0180 Prepaid Expenses / Expenditures	22,816				
0190 Other Current Assets					
<b>TOTAL ASSETS</b>	<b>6,443,101</b>				
0910 Deferred Outflows Of Resources					
<b>TOTAL ASSETS AND DEFERRED OUTFLOWS OF RESOURCES</b>	<b>6,443,101</b>				

Capital Reserve 1432 (32)	Other Capital Projects Funds (39)	Debt Service (40)	Permanent (90)	Total Governmental Funds	Assets
448,323	2,665,341			7,649,171	0100
					0110
				1,086,351	0120
862,396				936,537	0130
				693,733	0141
					0142
					0143
					0145
					0146
					0147
				30,553	0150
					0160
					0170
				22,816	0180
					0190
1,310,719	2,665,341			10,419,161	
					0910
1,310,719	2,665,341			10,419,161	

Amounts Expressed in Whole Dollars

	General (10)	Public Purpose Trust (27)	Other Compt Approved (28)	Athletic/ Activity (29)	Capital Reserve (690,1850) (31)
<b>LIABILITIES AND DEFERRED INFLOWS OF RESOURCES AND FUND BALANCES</b>					
<b>Liabilities</b>					
0400 Due to Other Funds	865,640				
0411 Due to Other Governments					
0412 Due to Primary Government					
0413 Due to Component Units					
0420 Accounts Payable	437,553				
0430 Contracts Payable					
0440 Curr. Portion of LT Debt (incl. ST Comp Abs, OPEB)					
0450 Short-Term Payables					
0461 Accrued Salaries and Benefits	2,079,592				
0462 Payroll Deductions and Withholdings					
0470 Advances from Other Funds					
0480 Unearned Revenues					
0490 Other Current Liabilities					
<b>TOTAL LIABILITIES</b>	<b>3,382,785</b>				
0950 Deferred Inflows Of Resources	752,084				
<b>Fund Balances</b>					
0810 Nonspendable Fund Balance	22,816				
0820 Restricted Fund Balance					
0830 Committed Fund Balance	250,000				
0840 Assigned Fund Balance	739,862				
0850 Unassigned Fund Balance	1,295,554				
<b>TOTAL FUND BALANCES</b>	<b>2,308,232</b>				
<b>TOTAL LIABILITIES, DEFERRED INFLOWS OF RESOURCES AND FUND BALANCES</b>	<b>6,443,101</b>				

Capital Reserve 1432 (32)	Other Capital Projects Funds (39)	Debt Service (40)	Permanent (90)	Total Governmental Funds	
					<b>Liabilities</b>
				865,640	0400
					0411
					0412
					0413
				437,553	0420
	1,013,480			1,013,480	0430
					0440
					0450
				2,079,592	0461
					0462
					0470
					0480
					0490
	1,013,480			4,396,265	
				752,084	0950
					<b>Fund Balances</b>
				22,816	0810
	1,651,861			1,651,861	0820
				250,000	0830
1,310,719				2,050,581	0840
				1,295,554	0850
1,310,719	1,651,861			5,270,812	
1,310,719	2,665,341			10,419,161	

## Amounts Expressed in Whole Dollars

	General (10)	Public Purpose Trust (27)	Other Compt Approved (28)	Athletic/ Activity (29)	Capital Reserve (690,1850) (31)
<b>REVENUES</b>					
6000 Local Sources	6,098,240				
7000 State Sources	14,489,848				
8000 Federal Sources	831,740				
<b>TOTAL REVENUES</b>	<b>21,419,828</b>				
<b>EXPENDITURES</b>					
1000 Instruction	12,816,859				
2000 Support Services	6,553,880				
3000 Noninstructional Services	646,948				
4000 Fac Acq, Const, and Imp	12,330				
5110 Debt Service (Principal & Interest)	1,545,215				
5130 Refund of Prior Year Receipts	6,202				
5140 Short Term Borrowing - Interests and Costs					
<b>TOTAL EXPENDITURES</b>	<b>21,581,434</b>				
<b>EXCESS (DEFICIENCY) OF REVENUES OVER EXPENDITURES</b>	<b>(161,606)</b>				
<b>OTHER FINANCING SOURCES (USES)</b>					
9110 Bonds Issued (Face Value) (Do not include Refunded Bonds)					
9120 Refunding Bonds Issued					
9130 Bond Premiums					
9200 Proceeds From Extended Term Financing					
9300 Interfund Transfers - IN (from other funds)					
9400 Sale / Compensation for Fixed Assets					
9500 Capital Contributions					
9710 Transfers from Component Unit					
9720 Transfers From Primary Govt					
9900 Other Financing Sources Not Listed (9000 Series)					
5120 Debt Service - Refunded Bond Issues (Pmt to Ref Bond Escrow Agent)					
5150 Bond Discounts					
5200 Interfund Transfers - Out (to other funds)					
5300 Transfer to Component Unit or Primary Government					
<b>TOTAL OTHER FINANCING SOURCES (USES)</b>					

Capital Reserve 1432 (32)	Other Capital Projects Funds (39)	Debt Service (40)	Permanent (90)	Total Governmental Funds	
85	192			6,098,517	6000
				14,489,848	7000
				831,740	8000
85	192			21,420,105	
				12,816,859	1000
				6,553,880	2000
				646,948	3000
96,412	1,013,480			1,122,222	4000
	250			1,545,465	5110
				6,202	5130
					5140
96,412	1,013,730			22,691,576	
(96,327)	(1,013,538)			(1,271,471)	
					9110
					9120
					9130
	2,604,372			2,604,372	9200
					9300
					9400
					9500
					9710
					9720
					9900
					5120
					5150
					5200
					5300
	2,604,372			2,604,372	

Amounts Expressed in Whole Dollars

	General (10)	Public Purpose Trust (27)	Other Compt Approved (28)	Athletic/ Activity (29)	Capital Reserve (690,1850) (31)
<b>SPECIAL AND EXTRAORDINARY ITEMS</b>					
8888 Special Items					
8889 Extraordinary Items					
<b>NET CHANGE IN FUND BALANCES</b>	<b>(161,606)</b>				
0040 Fund Balance - Beginning of Fiscal Year	2,469,838				
0050 Prior Period Adjustment					
<b>FUND BALANCE - END OF YEAR</b>	<b>2,308,232</b>				

<b>Capital Reserve</b>	<b>Other Capital</b>	<b>Debt</b>		<b>Total</b>
<b>1432</b>	<b>Projects Funds</b>	<b>Service</b>	<b>Permanent</b>	<b>Governmental</b>
<b>(32)</b>	<b>(39)</b>	<b>(40)</b>	<b>(90)</b>	<b>Funds</b>

8889

(96,327)

1,590,834

1,332,901

1,407,046

61,027

3,937,911

0040

0050

1,310,719

**1,651,861**

5,270,812

Amounts Expressed in Whole Dollars		Budgeted Amounts		Actual	Variance With
		Original	Final	(Budgetary Basis)	Final Budget Positive (Negative)
<b>REVENUES</b>					
6000	Local Sources	6,239,436	6,239,436	6,098,240	(141,196)
7000	State Sources	14,295,505	14,295,505	14,489,848	194,343
8000	Federal Sources	823,637	823,637	831,740	8,103
<b>TOTAL REVENUES</b>		<b>21,358,578</b>	<b>21,358,578</b>	<b>21,419,828</b>	<b>61,250</b>
<b>EXPENDITURES</b>					
1100	Regular Programs	8,947,307	8,947,304	9,028,756	(81,452)
1200	Special Programs	2,386,936	2,386,936	2,575,154	(188,218)
1300	Vocational Programs	1,010,810	1,010,810	920,617	90,193
1400	Other Instructional Programs	256,700	256,700	289,001	(32,301)
1500	Nonpublic School Programs			3,178	(3,178)
1600	Adult Education Programs				
1700	Community/Junior College Programs				
1800	Pre-Kindergarten			153	(153)
2100	Pupil Personnel Services	743,082	743,082	650,362	92,720
2200	Instructional Staff Services	318,681	318,681	563,166	(244,485)
2300	Administrative Services	1,472,885	1,472,885	1,301,617	171,268
2400	Pupil Health	223,893	223,893	229,937	(6,044)
2500	Business Services	261,033	261,033	258,047	2,986
2600	Operation and Maintenance of Plant Services	1,978,715	1,978,715	2,026,808	(48,093)
2700	Student Transportation Services	1,100,044	1,100,044	1,122,643	(22,599)
2800	Central & Other Support Services	390,425	390,425	394,885	(4,460)
2900	Other Support Services			6,415	(6,415)
3100	Food Services				
3200	Student Activities	276,734	276,734	479,048	(202,314)
3300	Community Services	137,363	137,363	167,900	(30,537)
3400	Scholarships and Awards				
4000	Fac Acq, Const, and Imp			12,330	(12,330)
5110	Debt Service (Principal & Interest)	1,551,815	1,551,815	1,545,215	6,600
5130	Refund of Prior Year Receipts			6,202	(6,202)
5140	Short Term Borrowing - Interests and Costs				
<b>TOTAL EXPENDITURES</b>		<b>21,056,423</b>	<b>21,056,420</b>	<b>21,581,434</b>	<b>(525,014)</b>
<b>EXCESS (DEFICIENCY) OF REVENUES OVER EXPENDITURES</b>		<b>302,155</b>	<b>302,158</b>	<b>(161,606)</b>	<b>(463,764)</b>

Amounts Expressed in Whole Dollars		Budgeted Amounts		Actual	Variance With
		Original	Final	(Budgetary Basis)	Final Budget Positive (Negative)
<b>OTHER FINANCING SOURCES (USES)</b>					
9100	Sale of Bonds				
9200	Proceeds From Extended Term Financing				
9300	Interfund Transfers - IN (from other funds)				
9400	Sale / Compensation for Fixed Assets				
9700	Transfers from Comp Unit / Primary Govt				
9900	Other Financing Sources Not Listed (9000 Series)				
5120	Debt Service - Refunded Bond Issues				
5150	Bond Discounts				
5200	Interfund Transfers - Out (to other funds)	440,000	440,000		440,000
5300	Transfer to Component Unit or Primary Government				
5900	Budgetary Reserve	75,000	75,000		75,000
<b>TOTAL OTHER FINANCING SOURCES (USES)</b>		<b>(515,000)</b>	<b>(515,000)</b>		<b>515,000</b>
<b>SPECIAL AND EXTRAORDINARY ITEMS</b>					
8888	Special Items				
8889	Extraordinary Items				
<b>NET CHANGE IN FUND BALANCES</b>		<b>(212,845)</b>	<b>(212,842)</b>	<b>(161,606)</b>	<b>51,236</b>
0040	Fund Balance - Beginning of Fiscal Year	2,504,813	2,504,813	2,469,838	(34,975)
0050	Prior Period Adjustment				
<b>FUND BALANCE - END OF YEAR</b>		<b>2,291,968</b>	<b>2,291,971</b>	<b>2,308,232</b>	<b>16,261</b>

Amounts Expressed in Whole Dollars

	Food Service (51)	Child Care Operations (52)	Other Enterprise Funds (58)	TOTAL	Internal Service (60)
<b>ASSETS AND DEFERRED OUTFLOWS OF RESOURCES</b>					
<b>Current Assets:</b>					
0100 Cash and Cash Equivalents	24,766			24,766	
0110 Investments					
0130 Due From Other Funds					
0141 Due from Other Governments	66,395			66,395	
0146 Due From Primary Governments					
0147 Due From Component Units					
0150 Other Receivables (Include Bond Proceeds Receivable)	1,969			1,969	
0170 Inventories	21,558			21,558	
0180 Prepaid Expenses / Expenditures					
0190 Other Current Assets					
<b>Total Current Assets</b>	<b>114,688</b>			<b>114,688</b>	
<b>Noncurrent Assets:</b>					
0108 Restricted Cash and Cash Equivalents					
0160 Advances to Other Funds (Long-Term Loans)					
0211 Land					
0212 Site Improvements (net)					
0220 Building & Building Improvements (net)	24,637			24,637	
0230 Furniture & Equipment (net)					
0250 Construction in Progress					
0260 LT Prepayments (net Acc Amort LT Prepayments)					
<b>Total NonCurrent Assets</b>	<b>24,637</b>			<b>24,637</b>	
0910 Deferred Outflows Of Resources					
<b>TOTAL ASSETS AND DEFERRED OUTFLOW OF RESOURCES</b>	<b>139,325</b>			<b>139,325</b>	

Amounts Expressed in Whole Dollars

	Food Service (51)	Child Care Operations (52)	Other Enterprise Funds (58)	TOTAL	Internal Service (60)
<b>LIABILITIES, DEFERRED INFLOWS OF RESOURCES AND NET POSITION</b>					
<b>Current Liabilities:</b>					
0400 Due to Other Funds	74,141			74,141	
0411 Due to Other Governments					
0413 Due to Component Units					
0420 Accounts Payable	187,445			187,445	
0430 Contracts Payable					
0440 Curr. Portion of LT Debt (incl. ST Comp Abs, OPEB)					
0450 Short-Term Payables					
0461 Accrued Salaries and Benefits					
0462 Payroll Deductions and Withholdings					
0480 Unearned Revenues					
0490 Other Current Liabilities					
<b>Total Current Liabilities</b>	<b>261,586</b>			<b>261,586</b>	
<b>Noncurrent Liabilities:</b>					
0470 Advances from Other Funds					
0510 Bonds Payable					
0520 Extended Term Financing Agreements Payable					
0530 Lease Purchase Obligations					
0540 LT Portion of Compensated Absences					
0550 Authority Lease Obligations					
0599 Other Long-Term Liabilities					
<b>Total NonCurrent Liabilities</b>					
<b>TOTAL LIABILITIES</b>	<b>261,586</b>			<b>261,586</b>	
0950 Deferred Inflows Of Resources					
<b>NET POSITION</b>					
0791 Invested in Capital Assets Net of Related Debt	24,637			24,637	
0798 Restricted for Legal Purposes (0792-0798)					
0799 Unrestricted	(146,898)			(146,898)	
<b>TOTAL NET POSITION</b>	<b>(122,261)</b>			<b>(122,261)</b>	
<b>TOTAL LIABILITIES, DEFERRED INFLOWS OF RESOURCES AND NET POSITION</b>	<b>139,325</b>			<b>139,325</b>	

Amounts Expressed in Whole Dollars

	Food Service (51)	Child Care Operations (52)	Other Enterprise Funds (58)	TOTAL	Internal Service (60)
<b>OPERATING REVENUES</b>					
6600 Food Service Revenue	260,854			260,854	
6900 Charges for Services					
6999 Other Operating Revenues					
<b>TOTAL OPERATING REVENUES</b>	<b>260,854</b>			<b>260,854</b>	
<b>OPERATING EXPENSES</b>					
100 Salaries					
200 Employee Benefits					
300 Purchased Professional and Technical Service					
400 Purchased Property Services	284			284	
500 Other Purchased Service	819,534			819,534	
600 Supplies	23,428			23,428	
700 Depreciation	3,550			3,550	
810 Dues and Fees					
890 Other Operating Expenditures	497			497	
<b>TOTAL OPERATING EXPENSES</b>	<b>847,293</b>			<b>847,293</b>	
<b>OPERATING INCOME (LOSS)</b>	<b>(586,439)</b>			<b>(586,439)</b>	
<b>NONOPERATING REVENUES (EXPENSES)</b>					
6500 Earnings on Investments					
6920 Contributions and Donations - Private Sources					
6930 Gain / Loss on Sale of Fixed Assets					
6991 Refunds of Prior Year Expenditures					
7000 State Sources	29,962			29,962	
8000 Federal Sources	505,674			505,674	
820 Claims and Judgements					
830 Interest Expenses					
<b>TOTAL NONOPERATING REVENUES (EXPENSES)</b>	<b>535,636</b>			<b>535,636</b>	
<b>INCOME (LOSS) BEFORE CONTRIBUTIONS AND TRANSFERS</b>	<b>(50,803)</b>			<b>(50,803)</b>	

**STATEMENT OF REVENUES, EXPENSES, AND CHANGES IN FUND NET POSITION (REP)**

### Proprietary Funds

Page PRO-4A

**Amounts Expressed In Whole Dollars**

## CONTRIBUTIONS AND TRANSFERS

9500	Capital Contributions
9998	Transfers from (to) Component Units or Primary Govt
9999	Transfers In (Out)

## CHANGE IN NET POSITION

0041	Net Position - Beginning of Fiscal Year
0057	Accounting Changes / Residual Equity Transfers
0061	Prior Period Adjustment

**Food  
Service  
(51)**

**Child Care  
Operations  
(52)**

**Other  
Enterprise  
Funds  
(58)**

TOTAL

**Internal  
Service  
(60)**

(50,803)

(50,803)

(71,458)

(71,458)

(122,261)

(122,261)

	Food Service (51)	Child Care Operations (52)	Other Enterprise Funds (58)	TOTAL	Internal Service (60)
<b>Cash Flows From Operating Activities</b>					
9937 Cash Received From Users	263,046			263,046	
9938 Cash Received From Assessments Made to Other Funds					
9939 Cash Received From Earnings on Investments					
9940 Cash Received From Other Operating Revenue					
9941 Cash Payments to Employees For Services					
9942 Cash Payments For Insurance Claims	755,178			755,178	
9943 Cash Payments to Suppliers For Goods and Services	38,500			38,500	
9944 Cash Payments For Other Operating Expenses	497			497	
<b>Net Cash Provided By (Used For) Operating Activities</b>	<b>(531,129)</b>			<b>(531,129)</b>	
<b>Cash Flows From Non-Capital Financing Activities</b>					
6000 Local Sources					
7000 State Sources	30,255			30,255	
8000 Federal Sources	489,803			489,803	
9917 Notes and Loans Received (Repaid)					
9918 Interest Paid on Notes/Loans (5100-830)					
9919 Operating Transfers In (Out)/Residual Equity Trans					
9920 Operating Transfers In (Out) Primary Government					
9921 Operating Transfers In (Out) Component Units					
9922 Refund of Prior Year Expenditures (6991)					
<b>Net Cash Prov By (Used for) Non-Capital Financing Activities</b>	<b>520,058</b>			<b>520,058</b>	
<b>Cash Flows From Capital and Related Financing Activities</b>					
4000 Fac Acq, Const, and Imp					
6930 Gain / Loss on Sale of Fixed Assets					
9200 Proceeds From Extended Term Financing					
9925 Principal Paid on Financing Agreements					
9926 Interest Paid on Financing Agreements (5100-830)					
9927 (Inc) Dec in Contributed Capital					
<b>Net Cash Prov By (Used for) Capital and Related Financing Activities</b>					
<b>Cash Flows From Investing Activities</b>					
6500 Earnings on Investments					
9929 Purchase of Inv Securities / Deposits to Inv Pools					
9930 Withdrawals from Investment Pools					
9931 Proceeds from Sale and Maturity of Inv Securities					
9932 Loans Received (Paid)					
<b>Net Cash Prov By (Used for) Investing Activities</b>					

	Food Service (51)	Child Care Operations (52)	Other Enterprise Funds (58)	TOTAL	Internal Service (60)
<b>Net Inc (Dec) in Cash and Cash Flow</b>	<b>(11,071)</b>			<b>(11,071)</b>	
9935 Cash and Cash Equivalents Beginning of Year	35,837			35,837	
<b>Cash and Cash Equivalents at Year End</b>	<b>24,766</b>			<b>24,766</b>	
<hr/>					
9900 Other Financing Sources Not Listed (9000 Series)	(586,439)			(586,439)	
<b>Adjustments to Reconcile Operating Income (Loss) to Net Cash Provided by (Used for):</b>					
9901 Depreciation and Net Amortization	3,550			3,550	
9902 Provision for Uncollectible Accounts					
9903 Other Adjustments					
9904 (Inc) Dec In Accounts Receivable (0120-0150)	2,192			2,192	
9905 Advances to Other Funds (0160)					
9906 (Inc) Dec in Inventories (0170)	(15,072)			(15,072)	
9907 (Inc) Dec in Prepaid Expenses (0180)					
9908 (Inc) Dec in Other Current Assets (0190)					
9909 Inc (Dec) in Accounts Payable (0400-0450)	64,640			64,640	
9910 Inc (Dec) in Accrued Salaries/Benefits (0461)					
9911 Inc (Dec) in Payroll Deductions/Withholding (0462)					
9912 Inc (Dec) in Advances from Other Funds (0470)					
9913 Inc (Dec) in Unearned Revenue (0480)					
9914 Inc (Dec) in Other Current Liabilities (0490)					
<b>Total Adjustments</b>	<b>55,310</b>			<b>55,310</b>	
<b>Cash Provided By (Used For) Total</b>	<b>(531,129)</b>			<b>(531,129)</b>	

Amounts Expressed in Whole Dollars

		Private Purpose Trust (71)	Investment Trust (72)	Pension Trust (73)	Activity (81)	Other Agency (89)
<b>ASSETS AND DEFERRED OUTFLOWS OF RESOURCES</b>						
<b>Assets</b>						
0100	Cash and Cash Equivalents	80,541				
0110	Investments					
0130	Due From Other Funds					
0147	Due From Component Units					
0150	Other Receivables					
0160	Advances to Other Funds					
0170	Inventories					
0180	Prepaid Expenses / Expenditures					
0190	Other Current Assets					
0220	Building & Building Improvements (net)					
0230	Furniture & Equipment (net)					
<b>TOTAL ASSETS</b>		<b>80,541</b>				
0910	Deferred Outflows Of Resources					
<b>TOTAL ASSETS AND DEFERRED OUTFLOWS OF RESOURCES</b>		<b>80,541</b>				

Component Units (98)	Component Units (99)	Total Fiduciary Funds	
		80,541	0100
			0110
			0130
			0147
			0150
			0160
			0170
			0180
			0190
			0220
			0230
		80,541	
			0910
		80,541	

Amounts Expressed in Whole Dollars

	Private Purpose Trust (71)	Investment Trust (72)	Pension Trust (73)	Activity (81)	Other Agency (89)
<b>LIABILITIES, DEFERRED INFLOWS OF RESOURCES AND NET POSITION</b>					
<b>Liabilities</b>					
0400 Due to Other Funds					
0411 Due to Other Governments					
0412 Due to Primary Government					
0413 Due to Component Units					
0420 Accounts Payable	80,541				
0430 Contracts Payable					
0450 Short-Term Payables					
0461 Accrued Salaries and Benefits					
0462 Payroll Deductions and Withholdings					
0470 Advances from Other Funds					
0480 Unearned Revenues					
0490 Other Current Liabilities					
<b>TOTAL LIABILITIES</b>	<b>80,541</b>				
0950 Deferred Inflows Of Resources					
<b>Net Position</b>					
0791 Invested in Capital Assets Net of Related Debt					
0798 Restricted for Legal Purposes (0792-0798)					
0799 Unrestricted					
<b>TOTAL NET POSITION</b>					
<b>TOTAL LIABILITIES, DEFERRED INFLOWS OF RESOURCES AND NET POSITION</b>	<b>80,541</b>				

Component Units (98)	Component Units (99)	Total Fiduciary Funds
		0400
		0411
		0412
		0413
	80,541	0420
		0430
		0450
		0461
		0462
		0470
		0480
		0490
	80,541	
		0950
		0791
		0798
		0799
	80,541	

Amounts Expressed in Whole Dollars		Private Purpose Trust (71)	Investment Trust (72)	Pension Trust (73)	Component Units (98)	Component Units (99)
<b>Additions</b>						
9945	Gifts and Contributions					
9946	Other Additions					
<b>Deductions</b>						
9947	Scholarships Awarded					
9948	Other Deductions					
<b>Change in Net Position</b>						
0041	Net Position - Beginning of Fiscal Year					
9949	Net Position Held in Trust for Pension Benefits					
<b>Net Position - End of Fiscal Year</b>						

Total  
Fiduciary  
Funds

---

9945

9946

9947

9948

0041

9949

		AMOUNT	TOTAL
<b>6000</b>	<b>Revenue from Local Sources</b>		
6111	Current Real Estate Taxes	4,093,276.00	
6113	Public Utility Realty Tax	6,761.00	
6114	Payments in Lieu of Current Taxes / State & Local	23,921.00	
6120	Current Per Capita Taxes, Sec. 679	22,029.00	
6140	Current Act 511 Taxes - Flat Rate Assessments	34,467.00	
6150	Current Act 511 Taxes - Proportional Assessments	1,142,590.00	
6400	Delinq on Taxes Levied/Assessed by the LEA	411,363.00	
6500	Earnings on Investments	9,462.00	
6700	Revenue From Student Activities	18,661.00	
6831	Federal Rev. Rcvd. from Other PA Public Schools	217,053.00	
6832	Federal IDEA Pass Through Revenue	2,183.00	
6920	Contributions and Donations From Private Sources	2,025.00	
6941	Regular Day School Tuition	5,000.00	
6942	Summer School Tuition	7,700.00	
6944	Receipts from Other LEAS in PA - Education	482.00	
6980	Revenue From Community Service Activities	75,613.00	
6999	All Other Local Revenues Not Specified	25,654.00	
<b>6000</b>	<b>Total Revenue from Local Sources</b>		<b>6,098,240.00</b>
<b>7000</b>	<b>Revenue from State Sources</b>		
7110	Basic Education Funding (Gross)	10,197,861.00	
7271	Special Education Funding for School Aged Pupils	1,223,974.00	
7310	Transportation (Regular and Additional)	566,709.00	
7320	Rental and Sinking Fund Payments	142,949.00	
7330	Health Services	29,824.00	
7340	State Property Tax Reduction Allocation	671,631.00	
7501	PA Accountability Grant	126,645.00	
7810	Revenue for Social Security Payments	475,567.00	
7820	Revenue for Retirement Payments	1,054,688.00	
<b>7000</b>	<b>Total Revenue from State Sources</b>		<b>14,489,848.00</b>

		AMOUNT	TOTAL
<b>8000</b>	<b>Revenue from Federal Sources</b>		
8514	NCLB, Title I - Imprv. Acad. Ach. (Disadvantaged)	498,683.00	
8515	NCLB, Title II - Prep/Trng/Recruit. HQ Tchrs/Prin.	112,411.00	
8810	Schl Based ACCESS Med Reimb Prog	213,616.00	
8820	Medical Asst Reimb for Admin Claiming	7,030.00	
<b>8000</b>	<b>Total Revenue from Federal Sources</b>		<b>831,740.00</b>

SUMMARY OF GENERAL FUND REVENUES AND OTHER FINANCING SOURCES

AMOUNT

TOTAL

	<u>AMOUNT</u>	<u>TOTAL</u>
Revenue from Local Sources	6,098,240.00	
Revenue from State Sources	14,489,848.00	
Revenue from Federal Sources	831,740.00	
Other Financing Sources		
		21,419,828.00

	Taxable Assessed Value	Tax Levy	Taxes Collected
6111 Totals	<u>96,521,370</u>	<u>5,270,067</u>	<u>4,093,276</u>
6140	Current Act 511 Taxes - Flat Rate Assessments		
6141	Per Capita Taxes	21,849.00	
6143	Emergency and Municipal Services Tax	12,618.00	
6140	Current Act 511 Taxes - Flat Rate Assessments		34,467.00
6150	Current Act 511 Taxes - Proportional Assessments		
6151	Earned Income Taxes	989,237.00	
6153	Real Estate Transfer Taxes	61,613.00	
6155	Business Privilege Taxes - Millage	91,740.00	
6150	Current Act 511 Taxes - Proportional Assessments		1,142,590.00

Total Act 1 and Act 511 Taxes

1,177,057.00

<u>REVENUE FROM LOCAL SOURCES</u>		<u>TAX REVENUE REPORTED IN CURRENT YEAR</u>	<u>CURRENT YEAR TAX ACCRUAL</u>	<u>PRIOR YEAR TAX ACCRUAL</u>	<u>TAXES COLLECTED IN CURRENT YEAR</u>
6111	Current Real Estate Taxes	4,093,276.00	0.00	0.00	4,093,276.00
6113	Public Utility Realty Tax	6,761.00	0.00	0.00	6,761.00
6114	Payments in Lieu of Current Taxes / State & Local	23,921.00	0.00	0.00	23,921.00
6120	Current Per Capita Taxes, Sec. 679	22,029.00	0.00	0.00	22,029.00
6140	Current Act 511 Taxes - Flat Rate Assessments	34,467.00	0.00	0.00	34,467.00
6150	Current Act 511 Taxes - Proportional Assessments	1,142,590.00	0.00	0.00	1,142,590.00
6400	Delinq on Taxes Levied/Assessed by the LEA	411,363.00	0.00	0.00	411,363.00
 <b>6999 TOTAL TAXES</b>		 5,734,407.00	 0.00	 0.00	 5,734,407.00

<u>REVENUE FROM DELINQUENT TAXES</u>		<u>TAX REVENUE REPORTED IN CURRENT YEAR</u>	<u>CURRENT YEAR TAX ACCRUAL</u>	<u>PRIOR YEAR TAX ACCRUAL</u>	<u>TAXES COLLECTED IN CURRENT YEAR</u>
6411	Delinquent Real Estate Taxes	405,401.00			405,401.00
6412	Delinquent Interim Real Estate Taxes				
6431	Delinquent Act 1 Earned Income Taxes				
6432	Delinquent Act 1 Personal Income Taxes				
6451	Delinquent Act 511 Earned Income Taxes				
6461	Delinquent Earned Income Taxes				
<b>TOTAL TAXES</b>		<b>405,401.00</b>			<b>405,401.00</b>

1000 Instruction	<u>Total</u>
100 <u>Personnel Services-Salaries</u>	
Total Personnel Services-Salaries	6,926,928.00
200 <u>Personnel Services-Employee Benefits</u>	
210 Grp Ins - Contracted Provider	1,377,362.00
220 Social Security Contributions	513,284.00
230 PSERS Retirement Contributions	1,136,890.00
240 Tuition Reimbursements	29,828.00
250 Unemployment Compensation	6,592.00
260 Workmen's Compensation	31,212.00
Total Personnel Services-Employee Benefits	3,095,168.00
300 <u>Purchased Professional &amp; Technical Services</u>	
Total Purchased Professional & Technical Services	293,612.00
400 <u>Purchased Property Services</u>	
430 Repairs and Maintenance	81,891.00
440 Rentals	34,712.00
Total Purchased Property Services	116,603.00
500 <u>Other Purchased Services</u>	
510 Student Transportation Services	250.00
530 Communications	7,623.00
560 Tuition	1,602,020.00
580 Travel	416.00
590 Miscellaneous Purchased Services	244,968.00
Total Other Purchased Services	1,855,277.00
600 <u>Supplies</u>	
610 General Supplies	277,671.00
630 Food	6,280.00
640 Books & Periodicals	53,092.00
Total Supplies	337,043.00
700 <u>Property</u>	
750 Equipment - Original & Additional	181,815.00
Total Property	181,815.00
800 <u>Other Objects</u>	
Total Other Objects	10,413.00
Total 1000 Instruction	<u>12,816,859.00</u>

	<u>Elementary</u>	<u>Secondary</u>	<u>Federal</u>	<u>Total</u>
<b>1100 Regular Programs - E/S</b>				
100 <u>Personnel Services-Salaries</u>				
Total Personnel Services-Salaries	2,185,532.00	2,970,457.00	299,558.00	5,455,547.00
200 <u>Personnel Services-Employee Benefits</u>				
210 Grp Ins - Contracted Provider	426,076.00	624,716.00	60,108.00	1,110,900.00
220 Social Security Contributions	159,628.00	219,140.00	22,197.00	400,965.00
230 PSERS Retirement Contributions	360,120.00	479,180.00	49,325.00	888,625.00
240 Tuition Reimbursements	14,914.00	14,914.00		29,828.00
250 Unemployment Compensation	1,295.00	2,520.00	295.00	4,110.00
260 Workmen's Compensation	10,492.00	15,588.00	1,903.00	27,983.00
Total Personnel Services-Employee Benefits	972,525.00	1,356,058.00	133,828.00	2,462,411.00
300 <u>Purchased Professional &amp; Technical Services</u>				
Total Purchased Professional & Technical Services	356.00	2,228.00		2,584.00
400 <u>Purchased Property Services</u>				
430 Repairs and Maintenance	40,307.00	41,584.00		81,891.00
440 Rentals	16,775.00	17,937.00		34,712.00
Total Purchased Property Services	57,082.00	59,521.00		116,603.00
500 <u>Other Purchased Services</u>				
530 Communications	3,811.00	3,812.00		7,623.00
561 Tuition to Other School Districts Within The State	1,200.00	1,200.00		2,400.00
562 Tuition to Pennsylvania Charter Schools	257,045.00	257,046.00		514,091.00
568 Tuition for PRR's (in-state) and Detention Centers	7,069.00	7,069.00		14,138.00
580 Travel		250.00		250.00
Total Other Purchased Services	269,125.00	269,377.00		538,502.00
600 <u>Supplies</u>				
610 General Supplies	62,463.00	98,612.00	52,227.00	213,302.00
630 Food	3,140.00	3,140.00		6,280.00
640 Books & Periodicals	53,429.00	(1,717.00)		51,712.00
Total Supplies	119,032.00	100,035.00	52,227.00	271,294.00
700 <u>Property</u>				
750 Equipment - Original & Additional	90,907.00	90,908.00		181,815.00
Total Property	90,907.00	90,908.00		181,815.00
<b>Total 1100 Regular Programs - E/S</b>	<b>3,694,559.00</b>	<b>4,848,584.00</b>	<b>485,613.00</b>	<b>9,028,756.00</b>

	<u>Elementary</u>	<u>Secondary</u>	<u>Federal</u>	<u>Total</u>
<b>1200 Special and Gifted Education</b>				
<b>100 Personnel Services-Salaries</b>				
<b>Total Personnel Services-Salaries</b>	<b>451,967.00</b>	<b>514,654.00</b>	<b>2,017.00</b>	<b>968,638.00</b>
<b>200 Personnel Services-Employee Benefits</b>				
210 Grp Ins - Contracted Provider	62,098.00	125,923.00		188,021.00
220 Social Security Contributions	34,201.00	39,122.00	154.00	73,477.00
230 PSERS Retirement Contributions	75,408.00	86,915.00	299.00	162,622.00
250 Unemployment Compensation	963.00	801.00	7.00	1,771.00
260 Workmen's Compensation	(251.00)	156.00	13.00	(82.00)
<b>Total Personnel Services-Employee Benefits</b>	<b>172,419.00</b>	<b>252,917.00</b>	<b>473.00</b>	<b>425,809.00</b>
<b>300 Purchased Professional &amp; Technical Services</b>				
<b>Total Purchased Professional &amp; Technical Services</b>	<b>63.00</b>	<b>63.00</b>	<b>165,305.00</b>	<b>165,431.00</b>
<b>500 Other Purchased Services</b>				
510 Student Transportation Services	125.00	125.00		250.00
563 Tuition to Nonpublic Schools	104,410.00	104,411.00		208,821.00
567 Tuition to Approved Private and PA Chartered Schools	64,244.00	64,245.00		128,489.00
569 Tuition - Other			388,819.00	388,819.00
580 Travel	53.00	53.00		106.00
591 Services Purchased locally	30.00	30.00		60.00
596 Direct Payments to Intermediate Units	122,454.00	122,454.00		244,908.00
<b>Total Other Purchased Services</b>	<b>291,316.00</b>	<b>291,318.00</b>	<b>388,819.00</b>	<b>971,453.00</b>
<b>600 Supplies</b>				
610 General Supplies	4,430.00	6,322.00	20,905.00	31,657.00
640 Books & Periodicals	273.00	1,107.00		1,380.00
<b>Total Supplies</b>	<b>4,703.00</b>	<b>7,429.00</b>	<b>20,905.00</b>	<b>33,037.00</b>
<b>800 Other Objects</b>				
<b>Total Other Objects</b>	<b>87.00</b>	<b>10,699.00</b>		<b>10,786.00</b>
<b>Total 1200 Special and Gifted Education</b>	<b><u>920,555.00</u></b>	<b><u>1,077,080.00</u></b>	<b><u>577,519.00</u></b>	<b><u>2,575,154.00</u></b>

	<u>Secondary</u>	<u>Federal</u>	<u>Total</u>
<b>1300 Vocational Education Programs</b>			
<b>100 <u>Personnel Services-Salaries</u></b>			
<b>Total Personnel Services-Salaries</b>	<b>417,384.00</b>		<b>417,384.00</b>
<b>200 <u>Personnel Services-Employee Benefits</u></b>			
210 Grp Ins - Contracted Provider	61,281.00		61,281.00
220 Social Security Contributions	31,830.00		31,830.00
230 PSERS Retirement Contributions	70,049.00		70,049.00
250 Unemployment Compensation	547.00		547.00
260 Workmen's Compensation	2,712.00		2,712.00
<b>Total Personnel Services-Employee Benefits</b>	<b>166,419.00</b>		<b>166,419.00</b>
<b>500 <u>Other Purchased Services</u></b>			
564 Tuition to Career and Technology Centers	304,628.00		304,628.00
<b>Total Other Purchased Services</b>	<b>304,628.00</b>		<b>304,628.00</b>
<b>600 <u>Supplies</u></b>			
610 General Supplies		32,559.00	32,559.00
<b>Total Supplies</b>		<b>32,559.00</b>	<b>32,559.00</b>
<b>800 <u>Other Objects</u></b>			
<b>Total Other Objects</b>	<b>(373.00)</b>		<b>(373.00)</b>
<b>Total 1300 Vocational Education Programs</b>	<b><u>888,058.00</u></b>	<b><u>32,559.00</u></b>	<b><u>920,617.00</u></b>

	<u>Elementary</u>	<u>Secondary</u>	<u>Federal</u>	<u>Total</u>
<b>1400 Other Instructional Programs - E/S</b>				
<b>100 <u>Personnel Services-Salaries</u></b>				
<b>Total Personnel Services-Salaries</b>	<b>1,994.00</b>	<b>8,748.00</b>	<b>74,617.00</b>	<b>85,359.00</b>
<b>200 <u>Personnel Services-Employee Benefits</u></b>				
210 Grp Ins - Contracted Provider			17,160.00	17,160.00
220 Social Security Contributions	152.00	669.00	6,191.00	7,012.00
230 PSERS Retirement Contributions	337.00	1,482.00	13,775.00	15,594.00
250 Unemployment Compensation	4.00	21.00	139.00	164.00
260 Workmen's Compensation	13.00	57.00	529.00	599.00
<b>Total Personnel Services-Employee Benefits</b>	<b>506.00</b>	<b>2,229.00</b>	<b>37,794.00</b>	<b>40,529.00</b>
<b>300 <u>Purchased Professional &amp; Technical Services</u></b>				
<b>Total Purchased Professional &amp; Technical Services</b>	<b>29,660.00</b>	<b>92,759.00</b>		<b>122,419.00</b>
<b>500 <u>Other Purchased Services</u></b>				
560 Tuition	20,317.00	20,317.00		40,634.00
580 Travel	30.00	30.00		60.00
<b>Total Other Purchased Services</b>	<b>20,347.00</b>	<b>20,347.00</b>		<b>40,694.00</b>
<b>Total 1400 Other Instructional Programs - E/S</b>	<b><u>52,507.00</u></b>	<b><u>124,083.00</u></b>	<b><u>112,411.00</u></b>	<b><u>289,001.00</u></b>

## 1430 Homebound Instruction

100 Personnel Services-Salaries

## Total Personnel Services-Salaries

200 Personnel Services-Employee Benefits

220 Social Security Contributions

230 PSERS Retirement Contributions

250 Unemployment Compensation

260 Workmen's Compensation

## Total Personnel Services-Employee Benefits

500 Other Purchased Services

580 Travel

## Total Other Purchased Services

## Total 1430 Homebound Instruction

ElementarySecondaryFederalTotal

167.00

6,921.00

7,088.00

13.00

529.00

542.00

28.00

1,172.00

1,200.00

16.00

16.00

1.00

45.00

46.00

42.00

1,762.00

1,804.00

30.00

30.00

60.00

30.00

30.00

60.00

239.008,713.008,952.00

## 1440 Alternative Regular Education

300 Purchased Professional & Technical Services

## Total Purchased Professional &amp; Technical Services

500 Other Purchased Services

## 560 Tuition

## Total Other Purchased Services

## Total 1440 Alternative Regular Education

<u>Elementary</u>	<u>Secondary</u>	<u>Federal</u>	<u>Total</u>
29,660.00	92,759.00		122,419.00
20,317.00	20,317.00		40,634.00
20,317.00	20,317.00		40,634.00
<u>49,977.00</u>	<u>113,076.00</u>		<u>163,053.00</u>

1441 Adjudicated / Court Placed Programs

500 Other Purchased Services

561 Tuition to Other School Districts Within The State

Total Other Purchased Services

Total 1441 Adjudicated / Court Placed Programs

<u>Elementary</u>	<u>Secondary</u>	<u>Federal</u>	<u>Total</u>
20,317.00	20,317.00		40,634.00
20,317.00	20,317.00		40,634.00
<u>20,317.00</u>	<u>20,317.00</u>		<u>40,634.00</u>

1442 PDE Approved Alternative Education Programs

300 Purchased Professional & Technical Services

Total Purchased Professional & Technical Services

Total 1442 PDE Approved Alternative Education Programs

Elementary

Secondary

Federal

Total

29,660.00

92,759.00

122,419.00

29,660.00

92,759.00

122,419.00

	<u>Elementary</u>	<u>Secondary</u>	<u>Federal</u>	<u>Total</u>
<b>1490 Additional Other Instruction Programs</b>				
<b>100 <u>Personnel Services-Salaries</u></b>				
<b>Total Personnel Services-Salaries</b>	<b>1,827.00</b>	<b>1,827.00</b>	<b>74,617.00</b>	<b>78,271.00</b>
<b>200 <u>Personnel Services-Employee Benefits</u></b>				
210 Grp Ins - Contracted Provider			17,160.00	17,160.00
220 Social Security Contributions	139.00	140.00	6,191.00	6,470.00
230 PSERS Retirement Contributions	309.00	310.00	13,775.00	14,394.00
250 Unemployment Compensation	4.00	5.00	139.00	148.00
260 Workmen's Compensation	12.00	12.00	529.00	553.00
<b>Total Personnel Services-Employee Benefits</b>	<b>464.00</b>	<b>467.00</b>	<b>37,794.00</b>	<b>38,725.00</b>
<b>Total 1490 Additional Other Instruction Programs</b>	<b><u>2,291.00</u></b>	<b><u>2,294.00</u></b>	<b><u>112,411.00</u></b>	<b><u>116,996.00</u></b>

1500 Nonpublic School Programs

300 Purchased Professional & Technical Services

Total Purchased Professional & Technical Services

Total 1500 Nonpublic School Programs

Federal

Total

3,178.00

3,178.00

3,178.00

3,178.00

	<u>Federal</u>	<u>Total</u>
1800 Pre-Kindergarten		
600 <u>Supplies</u>		
610 General Supplies	153.00	153.00
Total Supplies	153.00	153.00
Total 1800 Pre-Kindergarten	<u>153.00</u>	<u>153.00</u>

	<u>Federal</u>	<u>Total</u>
1801 Pre K Instruction		
600 <u>Supplies</u>		
610 General Supplies	153.00	153.00
Total Supplies	153.00	153.00
Total 1801 Pre K Instruction	<u>153.00</u>	<u>153.00</u>

	<u>Total</u>
<b>2000 Support Services</b>	
100 <u>Personnel Services-Salaries</u>	
Total Personnel Services-Salaries	2,621,197.00
200 <u>Personnel Services-Employee Benefits</u>	
210 Grp Ins - Contracted Provider	610,631.00
220 Social Security Contributions	198,184.00
230 PSERS Retirement Contributions	432,178.00
250 Unemployment Compensation	4,382.00
260 Workmen's Compensation	11,925.00
Total Personnel Services-Employee Benefits	1,257,300.00
300 <u>Purchased Professional &amp; Technical Services</u>	
Total Purchased Professional & Technical Services	238,568.00
400 <u>Purchased Property Services</u>	
410 Cleaning Services	11,878.00
420 Utility Services	376,921.00
430 Repairs and Maintenance	66,893.00
440 Rentals	12,941.00
Total Purchased Property Services	468,633.00
500 <u>Other Purchased Services</u>	
510 Student Transportation Services	1,122,643.00
520 Insurance-General	91,403.00
530 Communications	32,466.00
540 Advertising	9,360.00
580 Travel	19,878.00
590 Miscellaneous Purchased Services	8,484.00
Total Other Purchased Services	1,284,234.00
600 <u>Supplies</u>	
610 General Supplies	434,894.00
620 Energy	211,372.00
630 Food	1,144.00
640 Books & Periodicals	12,386.00
Total Supplies	659,796.00
700 <u>Property</u>	
750 Equipment - Original & Additional	5,738.00
760 Equipment - Replacement	2,275.00
Total Property	8,013.00
800 <u>Other Objects</u>	
Total Other Objects	16,139.00
<b>Total 2000 Support Services</b>	<b><u>6,553,880.00</u></b>

	<u>Federal</u>	<u>Total</u>
<b>2100 Pupil Personnel</b>		
100 <u>Personnel Services-Salaries</u>		
Total Personnel Services-Salaries		380,838.00
200 <u>Personnel Services-Employee Benefits</u>		
210 Grp Ins - Contracted Provider		95,552.00
220 Social Security Contributions		29,007.00
230 PSERS Retirement Contributions		63,596.00
250 Unemployment Compensation		685.00
260 Workmen's Compensation		2,475.00
Total Personnel Services-Employee Benefits		191,315.00
300 <u>Purchased Professional &amp; Technical Services</u>		
Total Purchased Professional & Technical Services		68,886.00
500 <u>Other Purchased Services</u>		
580 Travel		279.00
Total Other Purchased Services		279.00
600 <u>Supplies</u>		
610 General Supplies		8,884.00
Total Supplies		8,884.00
800 <u>Other Objects</u>		
Total Other Objects		160.00
<b>Total 2100 Pupil Personnel</b>		<b><u>650,362.00</u></b>

	<u>Elementary</u>	<u>Secondary</u>	<u>Federal</u>	<u>Total</u>
<b>2120 Guidance Services</b>				
100 <u>Personnel Services-Salaries</u>				
Total Personnel Services-Salaries	56,112.00	178,236.00		234,348.00
200 <u>Personnel Services-Employee Benefits</u>				
210 Grp Ins - Contracted Provider	16,862.00	46,078.00		62,940.00
220 Social Security Contributions	4,281.00	13,564.00		17,845.00
230 PSERS Retirement Contributions	9,500.00	29,296.00		38,796.00
250 Unemployment Compensation	70.00	262.00		332.00
260 Workmen's Compensation	365.00	1,158.00		1,523.00
Total Personnel Services-Employee Benefits	31,078.00	90,358.00		121,436.00
300 <u>Purchased Professional &amp; Technical Services</u>				
Total Purchased Professional & Technical Services	100.00	4,943.00		5,043.00
500 <u>Other Purchased Services</u>				
580 Travel		180.00		180.00
Total Other Purchased Services		180.00		180.00
600 <u>Supplies</u>				
610 General Supplies	1,807.00	3,141.00		4,948.00
Total Supplies	1,807.00	3,141.00		4,948.00
800 <u>Other Objects</u>				
Total Other Objects	80.00	80.00		160.00
<b>Total 2120 Guidance Services</b>	<b>89,177.00</b>	<b>276,938.00</b>		<b>366,115.00</b>

	<u>Elementary</u>	<u>Secondary</u>	<u>Federal</u>	<u>Total</u>
<b>2140 Psychological Services</b>				
<b>300 <u>Purchased Professional &amp; Technical Services</u></b>				
Total Purchased Professional & Technical Services	26,921.00	26,922.00		53,843.00
<b>500 <u>Other Purchased Services</u></b>				
580 Travel	14.00	15.00		29.00
Total Other Purchased Services	14.00	15.00		29.00
<b>600 <u>Supplies</u></b>				
610 General Supplies	1,700.00	1,701.00		3,401.00
Total Supplies	1,700.00	1,701.00		3,401.00
<b>Total 2140 Psychological Services</b>	<b><u>28,635.00</u></b>	<b><u>28,638.00</u></b>		<b><u>57,273.00</u></b>

	<u>Elementary</u>	<u>Secondary</u>	<u>Federal</u>	<u>Total</u>
<b>2150 Speech Pathology And Audiology Services</b>				
<b>100 <u>Personnel Services-Salaries</u></b>				
<b>Total Personnel Services-Salaries</b>	<b>49,247.00</b>			<b>49,247.00</b>
<b>200 <u>Personnel Services-Employee Benefits</u></b>				
210 Grp Ins - Contracted Provider	16,223.00			16,223.00
220 Social Security Contributions	3,756.00			3,756.00
230 PSERS Retirement Contributions	8,337.00			8,337.00
250 Unemployment Compensation	100.00			100.00
260 Workmen's Compensation	320.00			320.00
<b>Total Personnel Services-Employee Benefits</b>	<b>28,736.00</b>			<b>28,736.00</b>
<b>300 <u>Purchased Professional &amp; Technical Services</u></b>				
<b>Total Purchased Professional &amp; Technical Services</b>	<b>10,000.00</b>			<b>10,000.00</b>
<b>600 <u>Supplies</u></b>				
610 General Supplies	187.00			187.00
<b>Total Supplies</b>	<b>187.00</b>			<b>187.00</b>
<b>Total 2150 Speech Pathology And Audiology Services</b>	<b><u>88,170.00</u></b>			<b><u>88,170.00</u></b>

	<u>Federal</u>	<u>Total</u>
<b>2160 Social Work Services</b>		
<b>100 <u>Personnel Services-Salaries</u></b>		
<b>Total Personnel Services-Salaries</b>		<b>97,243.00</b>
<b>200 <u>Personnel Services-Employee Benefits</u></b>		
210 Grp Ins - Contracted Provider		16,389.00
220 Social Security Contributions		7,406.00
230 PSERS Retirement Contributions		16,463.00
250 Unemployment Compensation		253.00
260 Workmen's Compensation		632.00
<b>Total Personnel Services-Employee Benefits</b>		<b>41,143.00</b>
<b>500 <u>Other Purchased Services</u></b>		
580 Travel		70.00
<b>Total Other Purchased Services</b>		<b>70.00</b>
<b>600 <u>Supplies</u></b>		
610 General Supplies		348.00
<b>Total Supplies</b>		<b>348.00</b>
<b>Total 2160 Social Work Services</b>		<b><u>138,804.00</u></b>

**2200 Instructional Staff**

	<u>Elementary</u>	<u>Secondary</u>	<u>Federal</u>	<u>Total</u>
<b>100 Personnel Services-Salaries</b>				
<b>Total Personnel Services-Salaries</b>	<b>144,382.00</b>	<b>175,294.00</b>	<b>1,310.00</b>	<b>320,986.00</b>
<b>200 Personnel Services-Employee Benefits</b>				
210 Grp Ins - Contracted Provider	37,392.00	37,836.00		75,228.00
220 Social Security Contributions	10,784.00	13,163.00	100.00	24,047.00
230 PSERS Retirement Contributions	24,444.00	29,107.00	127.00	53,678.00
250 Unemployment Compensation	206.00	351.00	9.00	566.00
260 Workmen's Compensation	931.00	1,132.00	9.00	2,072.00
<b>Total Personnel Services-Employee Benefits</b>	<b>73,757.00</b>	<b>81,589.00</b>	<b>245.00</b>	<b>155,591.00</b>
<b>300 Purchased Professional &amp; Technical Services</b>				
<b>Total Purchased Professional &amp; Technical Services</b>	<b>886.00</b>	<b>1,587.00</b>	<b>14,400.00</b>	<b>16,873.00</b>
<b>400 Purchased Property Services</b>				
430 Repairs and Maintenance	684.00			684.00
<b>Total Purchased Property Services</b>	<b>684.00</b>			<b>684.00</b>
<b>500 Other Purchased Services</b>				
580 Travel	978.00	1,295.00	5,346.00	7,619.00
591 Services Purchased locally			2,069.00	2,069.00
<b>Total Other Purchased Services</b>	<b>978.00</b>	<b>1,295.00</b>	<b>7,415.00</b>	<b>9,688.00</b>
<b>600 Supplies</b>				
610 General Supplies	20,073.00	21,821.00	5,077.00	46,971.00
640 Books & Periodicals	2,789.00	9,265.00		12,054.00
<b>Total Supplies</b>	<b>22,862.00</b>	<b>31,086.00</b>	<b>5,077.00</b>	<b>59,025.00</b>
<b>800 Other Objects</b>				
<b>Total Other Objects</b>	<b>159.00</b>	<b>160.00</b>		<b>319.00</b>
<b>Total 2200 Instructional Staff</b>	<b><u>243,708.00</u></b>	<b><u>291,011.00</u></b>	<b><u>28,447.00</u></b>	<b><u>563,166.00</u></b>

	<u>Federal</u>	<u>Total</u>
<b>2300 Administration</b>		
100 <u>Personnel Services-Salaries</u>		
Total Personnel Services-Salaries		759,473.00
200 <u>Personnel Services-Employee Benefits</u>		
210 Grp Ins - Contracted Provider		147,001.00
220 Social Security Contributions		57,484.00
230 PSERS Retirement Contributions		121,885.00
250 Unemployment Compensation		915.00
260 Workmen's Compensation		4,740.00
Total Personnel Services-Employee Benefits		332,025.00
300 <u>Purchased Professional &amp; Technical Services</u>		
Total Purchased Professional & Technical Services		112,935.00
400 <u>Purchased Property Services</u>		
430 Repairs and Maintenance		235.00
440 Rentals		8,867.00
Total Purchased Property Services		9,102.00
500 <u>Other Purchased Services</u>		
520 Insurance-General		5,298.00
530 Communications		16,398.00
540 Advertising		9,360.00
580 Travel		10,803.00
Total Other Purchased Services		41,859.00
600 <u>Supplies</u>		
610 General Supplies		32,823.00
630 Food		1,007.00
640 Books & Periodicals		159.00
Total Supplies		33,989.00
800 <u>Other Objects</u>		
Total Other Objects		12,234.00
Total 2300 Administration		<u>1,301,617.00</u>

	<u>Federal</u>	<u>Total</u>
<b>2310 Board Services</b>		
<b>100 <u>Personnel Services-Salaries</u></b>		
<b>Total Personnel Services-Salaries</b>		<b>2,500.00</b>
<b>200 <u>Personnel Services-Employee Benefits</u></b>		
220 Social Security Contributions		189.00
230 PSERS Retirement Contributions		423.00
250 Unemployment Compensation		3.00
260 Workmen's Compensation		16.00
<b>Total Personnel Services-Employee Benefits</b>		<b>631.00</b>
<b>300 <u>Purchased Professional &amp; Technical Services</u></b>		
<b>Total Purchased Professional &amp; Technical Services</b>		<b>34,754.00</b>
<b>500 <u>Other Purchased Services</u></b>		
540 Advertising		8,462.00
580 Travel		4,853.00
<b>Total Other Purchased Services</b>		<b>13,315.00</b>
<b>600 <u>Supplies</u></b>		
610 General Supplies		4.00
<b>Total Supplies</b>		<b>4.00</b>
<b>800 <u>Other Objects</u></b>		
<b>Total Other Objects</b>		<b>1,594.00</b>
<b>Total 2310 Board Services</b>		<b><u>52,798.00</u></b>

	<u>Federal</u>	<u>Total</u>
<b>2330 Tax Assessment And Collection Services</b>		
100 <u>Personnel Services-Salaries</u>		
Total Personnel Services-Salaries		32,539.00
200 <u>Personnel Services-Employee Benefits</u>		
220 Social Security Contributions		2,489.00
Total Personnel Services-Employee Benefits		2,489.00
300 <u>Purchased Professional &amp; Technical Services</u>		
Total Purchased Professional & Technical Services		16,406.00
500 <u>Other Purchased Services</u>		
520 Insurance-General		5,298.00
Total Other Purchased Services		5,298.00
600 <u>Supplies</u>		
610 General Supplies		11,782.00
Total Supplies		11,782.00
<b>Total 2330 Tax Assessment And Collection Services</b>		<b><u>68,514.00</u></b>

	<u>Federal</u>	<u>Total</u>
<b>2340 Staff Relations And Negotiations Services</b>		
100 <u>Personnel Services-Salaries</u>		
Total Personnel Services-Salaries		4,261.00
200 <u>Personnel Services-Employee Benefits</u>		
220 Social Security Contributions		326.00
230 PSERS Retirement Contributions		721.00
260 Workmen's Compensation		28.00
Total Personnel Services-Employee Benefits		1,075.00
600 <u>Supplies</u>		
610 General Supplies		152.00
Total Supplies		152.00
<b>Total 2340 Staff Relations And Negotiations Services</b>		<b><u>5,488.00</u></b>

2350 Legal and Accounting Services

300 Purchased Professional & Technical Services

Total Purchased Professional & Technical Services

Total 2350 Legal and Accounting Services

Federal

Total

61,775.00

61,775.00

	<u>Elementary</u>	<u>Secondary</u>	<u>Federal</u>	<u>Total</u>
<b>2360 Office Of The Superintendent (Exec Dir.) Svcs.</b>				
100 <u>Personnel Services-Salaries</u>				
Total Personnel Services-Salaries				162,461.00
200 <u>Personnel Services-Employee Benefits</u>				
210 Grp Ins - Contracted Provider				33,400.00
220 Social Security Contributions				12,350.00
230 PSERS Retirement Contributions				27,505.00
250 Unemployment Compensation				155.00
260 Workmen's Compensation				1,071.00
Total Personnel Services-Employee Benefits				74,481.00
400 <u>Purchased Property Services</u>				
440 Rentals				8,007.00
Total Purchased Property Services				8,007.00
500 <u>Other Purchased Services</u>				
530 Communications	4,072.00	4,072.00		8,144.00
580 Travel				2,734.00
Total Other Purchased Services				10,878.00
600 <u>Supplies</u>				
610 General Supplies				3,195.00
630 Food				1,007.00
Total Supplies				4,202.00
800 <u>Other Objects</u>				
Total Other Objects				7,729.00
<b>Total 2360 Office Of The Superintendent (Exec Dir.) Svcs.</b>				<b><u>267,758.00</u></b>

	<u>Federal</u>	<u>Total</u>
2370 Community Relations Services		
500 <u>Other Purchased Services</u>		
540 Advertising		898.00
Total Other Purchased Services		898.00
600 <u>Supplies</u>		
610 General Supplies		11,769.00
Total Supplies		11,769.00
Total 2370 Community Relations Services		<u>12,667.00</u>

	<u>Elementary</u>	<u>Secondary</u>	<u>Federal</u>	<u>Total</u>
<b>2380 Office Of The Principal Services</b>				
100 <u>Personnel Services-Salaries</u>				
Total Personnel Services-Salaries	150,716.00	401,846.00		552,562.00
200 <u>Personnel Services-Employee Benefits</u>				
210 Grp Ins - Contracted Provider	39,253.00	74,348.00		113,601.00
220 Social Security Contributions	11,276.00	30,460.00		41,736.00
230 PSERS Retirement Contributions	25,494.00	67,742.00		93,236.00
250 Unemployment Compensation	212.00	504.00		716.00
260 Workmen's Compensation	979.00	2,612.00		3,591.00
Total Personnel Services-Employee Benefits	77,214.00	175,666.00		252,880.00
400 <u>Purchased Property Services</u>				
430 Repairs and Maintenance	235.00			235.00
440 Rentals		860.00		860.00
Total Purchased Property Services	235.00	860.00		1,095.00
500 <u>Other Purchased Services</u>				
530 Communications	1,289.00	6,965.00		8,254.00
580 Travel	172.00	3,044.00		3,216.00
Total Other Purchased Services	1,461.00	10,009.00		11,470.00
600 <u>Supplies</u>				
610 General Supplies	1,711.00	4,082.00		5,793.00
640 Books & Periodicals		159.00		159.00
Total Supplies	1,711.00	4,241.00		5,952.00
800 <u>Other Objects</u>				
Total Other Objects	525.00	2,386.00		2,911.00
<b>Total 2380 Office Of The Principal Services</b>	<b><u>231,862.00</u></b>	<b><u>595,008.00</u></b>		<b><u>826,870.00</u></b>

	<u>Federal</u>	<u>Total</u>
<b>2390 Other Administration Services</b>		
<b>100 <u>Personnel Services-Salaries</u></b>		
<b>Total Personnel Services-Salaries</b>		<b>5,150.00</b>
<b>200 <u>Personnel Services-Employee Benefits</u></b>		
220 Social Security Contributions		394.00
250 Unemployment Compensation		41.00
260 Workmen's Compensation		34.00
<b>Total Personnel Services-Employee Benefits</b>		<b>469.00</b>
<b>600 <u>Supplies</u></b>		
610 General Supplies		128.00
<b>Total Supplies</b>		<b>128.00</b>
<b>Total 2390 Other Administration Services</b>		<b><u>5,747.00</u></b>

	<u>Federal</u>	<u>Total</u>
<b>2400 Pupil Health</b>		
<b>100 <u>Personnel Services-Salaries</u></b>		
<b>Total Personnel Services-Salaries</b>		<b>157,490.00</b>
<b>200 <u>Personnel Services-Employee Benefits</u></b>		
210 Grp Ins - Contracted Provider		12,036.00
220 Social Security Contributions		11,946.00
230 PSERS Retirement Contributions		26,098.00
250 Unemployment Compensation		232.00
260 Workmen's Compensation		1,024.00
<b>Total Personnel Services-Employee Benefits</b>		<b>51,336.00</b>
<b>300 <u>Purchased Professional &amp; Technical Services</u></b>		
<b>Total Purchased Professional &amp; Technical Services</b>		<b>16,731.00</b>
<b>600 <u>Supplies</u></b>		
610 General Supplies		2,350.00
640 Books & Periodicals		173.00
<b>Total Supplies</b>		<b>2,523.00</b>
<b>700 <u>Property</u></b>		
760 Equipment - Replacement		1,857.00
<b>Total Property</b>		<b>1,857.00</b>
<b>Total 2400 Pupil Health</b>		<b><u>229,937.00</u></b>

	<u>Federal</u>	<u>Total</u>
<b>2500 Business</b>		
100 <u>Personnel Services-Salaries</u>		
<b>Total Personnel Services-Salaries</b>		<b>152,515.00</b>
200 <u>Personnel Services-Employee Benefits</u>		
210 Grp Ins - Contracted Provider		48,737.00
220 Social Security Contributions		11,290.00
230 PSERS Retirement Contributions		25,020.00
250 Unemployment Compensation		210.00
260 Workmen's Compensation		992.00
<b>Total Personnel Services-Employee Benefits</b>		<b>86,249.00</b>
300 <u>Purchased Professional &amp; Technical Services</u>		
<b>Total Purchased Professional &amp; Technical Services</b>		<b>14,544.00</b>
500 <u>Other Purchased Services</u>		
580 Travel		360.00
<b>Total Other Purchased Services</b>		<b>360.00</b>
600 <u>Supplies</u>		
610 General Supplies		2,479.00
630 Food		137.00
<b>Total Supplies</b>		<b>2,616.00</b>
800 <u>Other Objects</u>		
<b>Total Other Objects</b>		<b>1,763.00</b>
<b>Total 2500 Business</b>		<b><u>258,047.00</u></b>

	<u>Elementary</u>	<u>Secondary</u>	<u>Federal</u>	<u>Total</u>
<b>2600 Operation &amp; Maintenance of Plant Services</b>				
100 <u>Personnel Services-Salaries</u>				
Total Personnel Services-Salaries				680,197.00
200 <u>Personnel Services-Employee Benefits</u>				
210 Grp Ins - Contracted Provider				192,207.00
220 Social Security Contributions				51,653.00
230 PSERS Retirement Contributions				113,171.00
250 Unemployment Compensation				1,564.00
260 Workmen's Compensation				(481.00)
Total Personnel Services-Employee Benefits				358,114.00
300 <u>Purchased Professional &amp; Technical Services</u>				
Total Purchased Professional & Technical Services				5,654.00
400 <u>Purchased Property Services</u>				
410 Cleaning Services				11,878.00
420 Utility Services				376,921.00
430 Repairs and Maintenance				65,448.00
440 Rentals				4,074.00
Total Purchased Property Services				458,321.00
500 <u>Other Purchased Services</u>				
523 General Property and Liability Insurance				86,105.00
530 Communications				13,148.00
580 Travel				13.00
Total Other Purchased Services				99,266.00
600 <u>Supplies</u>				
610 General Supplies	103,032.00	103,033.00		206,065.00
620 Energy				211,372.00
Total Supplies				417,437.00
700 <u>Property</u>				
750 Equipment - Original & Additional				5,738.00
760 Equipment - Replacement				418.00
Total Property				6,156.00
800 <u>Other Objects</u>				
Total Other Objects				1,663.00
<b>Total 2600 Operation &amp; Maintenance of Plant Services</b>				<b><u>2,026,808.00</u></b>

	<u>Federal</u>	<u>Total</u>
2700 Student Transportation Services		
500 <u>Other Purchased Services</u>		
513 St Tr Svc-Contr Carrier		690,782.00
516 St Tr Svc from the IU		431,861.00
Total Other Purchased Services		1,122,643.00
Total 2700 Student Transportation Services		<u>1,122,643.00</u>

	<u>Federal</u>	<u>Total</u>
<b>2800 Central</b>		
<b>100 Personnel Services-Salaries</b>		
<b>Total Personnel Services-Salaries</b>		<b>169,698.00</b>
<b>200 Personnel Services-Employee Benefits</b>		
210 Grp Ins - Contracted Provider		39,870.00
220 Social Security Contributions		12,757.00
230 PSERS Retirement Contributions		28,730.00
250 Unemployment Compensation		210.00
260 Workmen's Compensation		1,103.00
<b>Total Personnel Services-Employee Benefits</b>		<b>82,670.00</b>
<b>300 Purchased Professional &amp; Technical Services</b>		
<b>Total Purchased Professional &amp; Technical Services</b>		<b>2,945.00</b>
<b>400 Purchased Property Services</b>		
430 Repairs and Maintenance		526.00
<b>Total Purchased Property Services</b>		<b>526.00</b>
<b>500 Other Purchased Services</b>		
530 Communications		2,920.00
580 Travel		804.00
<b>Total Other Purchased Services</b>		<b>3,724.00</b>
<b>600 Supplies</b>		
610 General Supplies	2,696.00	135,322.00
<b>Total Supplies</b>	<b>2,696.00</b>	<b>135,322.00</b>
<b>Total 2800 Central</b>	<b><u>2,696.00</u></b>	<b><u>394,885.00</u></b>

	<u>Federal</u>	<u>Total</u>
2900 Other Support Services		
500 <u>Other Purchased Services</u>		
595 Intermediate Unit Payments by Withholding		6,415.00
Total Other Purchased Services		6,415.00
Total 2900 Other Support Services		<u>6,415.00</u>

	<u>Federal</u>	<u>Total</u>
<b>3000 Operation of Noninstructional Services</b>		
100 <u>Personnel Services-Salaries</u>		
Total Personnel Services-Salaries		273,307.00
200 <u>Personnel Services-Employee Benefits</u>		
210 Grp Ins - Contracted Provider		977.00
220 Social Security Contributions		19,564.00
230 PSERS Retirement Contributions		34,226.00
250 Unemployment Compensation		1,044.00
260 Workmen's Compensation		1,757.00
Total Personnel Services-Employee Benefits		57,568.00
300 <u>Purchased Professional &amp; Technical Services</u>		
Total Purchased Professional & Technical Services		85,360.00
400 <u>Purchased Property Services</u>		
430 Repairs and Maintenance		44,757.00
440 Rentals		2,466.00
490 Other Purchased Property Services		7,428.00
Total Purchased Property Services		54,651.00
500 <u>Other Purchased Services</u>		
510 Student Transportation Services		29,730.00
520 Insurance-General		11,400.00
580 Travel		1,351.00
Total Other Purchased Services		42,481.00
600 <u>Supplies</u>		
610 General Supplies	1,613.00	84,376.00
Total Supplies	1,613.00	84,376.00
800 <u>Other Objects</u>		
Total Other Objects		49,205.00
<b>Total 3000 Operation of Noninstructional Services</b>	<b><u>1,613.00</u></b>	<b><u>646,948.00</u></b>

	<u>Federal</u>	<u>Total</u>
<b>3200 Student Activities</b>		
<b>100 <u>Personnel Services-Salaries</u></b>		
Total Personnel Services-Salaries		<b>199,863.00</b>
<b>200 <u>Personnel Services-Employee Benefits</u></b>		
220 Social Security Contributions		15,060.00
230 PSERS Retirement Contributions		26,673.00
250 Unemployment Compensation		703.00
260 Workmen's Compensation		1,280.00
Total Personnel Services-Employee Benefits		<b>43,716.00</b>
<b>300 <u>Purchased Professional &amp; Technical Services</u></b>		
Total Purchased Professional & Technical Services		<b>77,524.00</b>
<b>400 <u>Purchased Property Services</u></b>		
430 Repairs and Maintenance		14,187.00
440 Rentals		2,466.00
Total Purchased Property Services		<b>16,653.00</b>
<b>500 <u>Other Purchased Services</u></b>		
510 Student Transportation Services		29,730.00
520 Insurance-General		11,400.00
580 Travel		1,309.00
Total Other Purchased Services		<b>42,439.00</b>
<b>600 <u>Supplies</u></b>		
610 General Supplies		77,985.00
Total Supplies		<b>77,985.00</b>
<b>800 <u>Other Objects</u></b>		
Total Other Objects		<b>20,868.00</b>
<b>Total 3200 Student Activities</b>		<b><u>479,048.00</u></b>

	<u>Federal</u>	<u>Total</u>
<b>3300 Community Services</b>		
100 <u>Personnel Services-Salaries</u>		
Total Personnel Services-Salaries		73,444.00
200 <u>Personnel Services-Employee Benefits</u>		
210 Grp Ins - Contracted Provider		977.00
220 Social Security Contributions		4,504.00
230 PSERS Retirement Contributions		7,553.00
250 Unemployment Compensation		341.00
260 Workmen's Compensation		477.00
Total Personnel Services-Employee Benefits		13,852.00
300 <u>Purchased Professional &amp; Technical Services</u>		
Total Purchased Professional & Technical Services		7,836.00
400 <u>Purchased Property Services</u>		
430 Repairs and Maintenance		30,570.00
490 Other Purchased Property Services		7,428.00
Total Purchased Property Services		37,998.00
500 <u>Other Purchased Services</u>		
580 Travel		42.00
Total Other Purchased Services		42.00
600 <u>Supplies</u>		
610 General Supplies	1,613.00	6,391.00
Total Supplies	1,613.00	6,391.00
800 <u>Other Objects</u>		
Total Other Objects		28,337.00
<b>Total 3300 Community Services</b>	<b><u>1,613.00</u></b>	<b><u>167,900.00</u></b>

4000 Facilities Acquisition, Const. and Improve. Svcs.

700 Property

750 Equipment - Original & Additional

Total Property

Total 4000 Facilities Acquisition, Const. and Improve. Svcs.

Federal

Total

12,330.00

12,330.00

12,330.00

## 4600 Existing Building Improvement Services

700 Property

750 Equipment - Original &amp; Additional

## Total Property

## Total 4600 Existing Building Improvement Services

FederalTotal

12,330.00

12,330.00

12,330.00

**5000 Other Expenditures and Financing Uses****800 Other Objects**

830 Interest

225,215.00

880 Refund of Prior Year's Receipts

6,202.00

**Total Other Objects****231,417.00****900 Other Financing Uses**

910 Redemption of Principal

1,320,000.00

**Total Other Financing Uses****1,320,000.00****Total 5000 Other Expenditures and Financing Uses****1,551,417.00**

**5100 Debt Service, Other Expenditures and Fin Uses****800 Other Objects**

830 Interest

225,215.00

880 Refund of Prior Year's Receipts

6,202.00

**Total Other Objects****231,417.00****900 Other Financing Uses**

910 Redemption of Principal

1,320,000.00

**Total Other Financing Uses****1,320,000.00****Total 5100 Debt Service, Other Expenditures and Fin Uses****1,551,417.00**

## 5110 Debt Service

800 Other Objects

830 Interest

## Total Other Objects

900 Other Financing Uses

910 Redemption of Principal

## Total Other Financing Uses

## Total 5110 Debt Service

FederalTotal

225,215.00

**225,215.00**

1,320,000.00

**1,320,000.00****1,545,215.00**

	<u>Federal</u>	<u>Total</u>
5130 Refund of Prior Years' Revenues/Receipts		
800 <u>Other Objects</u>		
880 Refund of Prior Year's Receipts		6,202.00
Total Other Objects		6,202.00
Total 5130 Refund of Prior Years' Revenues/Receipts		<u>6,202.00</u>

	Amount	Total
<b>1000 Instruction</b>		
1100 Regular Programs - E/S	9,028,756.00	
1200 Special and Gifted Education	2,575,154.00	
1300 Vocational Education Programs	920,617.00	
1400 Other Instructional Programs - E/S	289,001.00	
1500 Nonpublic School Programs	3,178.00	
1800 Pre-Kindergarten	153.00	
		12,816,859.00
<b>2000 Support Services</b>		
2100 Pupil Personnel	650,362.00	
2200 Instructional Staff	563,166.00	
2300 Administration	1,301,617.00	
2400 Pupil Health	229,937.00	
2500 Business	258,047.00	
2600 Operation & Maintenance of Plant Services	2,026,808.00	
2700 Student Transportation Services	1,122,643.00	
2800 Central	394,885.00	
2900 Other Support Services	6,415.00	
		6,553,880.00
<b>3000 Operation of Noninstructional Services</b>		
3200 Student Activities	479,048.00	
3300 Community Services	167,900.00	
		646,948.00
<b>4000 Facilities Acquisition, Const. and Improve. Svcs.</b>		
4600 Existing Building Improvement Services	12,330.00	
		12,330.00
<b>5000 Other Expenditures and Financing Uses</b>		
5100 Debt Service, Other Expenditures and Fin Uses	1,551,417.00	
		1,551,417.00
<b>TOTAL ACTUAL EXPENDITURES OTHER FINANCING USES</b>		<b>21,581,434.00</b>

**Bond Detail****Governmental Funds**

Debt Category	Debt Issue Date (MM/YYYY)	Principal Amounts Only				Current Portion Due Within One Year (Principal and Interest)	Interest Paid During Fiscal Year
		Debt at Beginning of Fiscal Year	Additions	Reductions / Repayments	Debt at End of Fiscal Year		
Other Post-Employment Benefits (OPEB)		398,585	0	139,686	258,899	0	0
Compensated Absences		444,803	38,883	0	483,686	0	0
General Obligation Bonds - (CIB)	06/ 2011	8,675,000	0	1,245,000	7,430,000	1,270,000	197,175
General Obligation Bonds - (CIB)	06/ 2011	1,025,000	0	75,000	950,000	75,000	24,740
Totals for Debt Entered:		10,543,388	38,883	1,459,686	9,122,585	1,345,000	221,915



## (PRINCIPAL AMOUNTS ONLY)

ALL GOVERNMENTAL FUND TYPES	Short-Term Borrowing	General Obligation Bonds	Authority Building Obligations	Other Long-Term Debt	Other Post Employment Benefits (OPEB)	Compensated Absences	Total
1 Debt at Beginning of Fiscal Year		9,700,000			398,585	444,803	10,543,388
2 Additional Debt Incurred During Year						38,883	38,883
3 Retirements and Repayments		1,320,000			139,686		1,459,686
4 Debt at End of Fiscal Year		8,380,000			258,899	483,686	9,122,585
5 Accreted Interest at End Of Fiscal Year							
6 Total Debt and Accreted Interest		8,380,000			258,899	483,686	9,122,585
7 Current Portion P&I - Due within 1 year		1,345,000					1,345,000
8 Interest Paid during current fiscal year		221,915					221,915

## (PRINCIPAL AMOUNTS ONLY)

ALL PROPRIETARY FUND TYPES	Short-Term Borrowing	General Obligation Bonds	Authority Building Obligations	Other Long-Term Debt	Other Post Employment Benefits (OPEB)	Compensated Absences	Total
1 Debt at Beginning of Fiscal Year							
2 Additional Debt Incurred During Year							
3 Retirements and Repayments							
4 Debt at End of Fiscal Year							
5 Accreted Interest at End Of Fiscal Year							
6 Total Debt and Accreted Interest							
7 Current Portion P&I - Due within 1 year							
8 Interest Paid during current fiscal year							

## Total Principal and Interest Payments Made by Your School - All Funds

(Include Payments From All Funds)

## TOTAL DEBT SERVICE PAYMENTS

Function	Fund	Principal (910)	Principal (920)	Interest (830)	Total (Principal + Interest)	Miscellaneous Other Uses (990)
5110	10 General	1,320,000		225,215	1,545,215	
5110	20 Special Revenue					
5110	30 Capital Projects			250	250	
5110	40 Debt Services					
5120	10 General					
5120	20 Special Revenue					
5120	30 Capital Projects					
5120	40 Debt Services					
Total Debt Payments - Governmental Funds		1,320,000		225,465	1,545,465	
5110	50 Enterprise					
5110	60 Internal Service					
5120	50 Enterprise					
5120	60 Internal Service					
Total Debt Payments - Proprietary Funds						

**Tuition Paid to Other LEAs During Fiscal Year**

Tuition Reported in General Fund Expenditures 1000-560  
 Purchased Services in General Fund Expenditures 1000-594 and 1000-597

**Total****Amount**

1,602,020.00

---

 1,602,020.00
 

---

**Tuition Paid to Institution Types During Fiscal Year****Tuition Paid For  
Nonspecial Education****Tuition Paid For  
Special Education**

1 1306 Institutions

2 Institutionalized Children's Programs

3 Juveniles incarcerated in adult facilities

1,642.00

4 Residential Treatment Facilities

5 Other Local Education Agencies

6 Brick and Mortar Charter Schools

7 Cyber Charter Schools

514,091.00

8 Career and Technology Centers

304,628.00

9 Approved Private Schools

139,279.00

4,871.00

10 PA Chartered Schools for the Deaf and Blind

11 Private Residential Rehabilitative Institutions

12 Juvenile detention centers

13 Special Program Jointures

14 Other Tuition Not Included Elsewhere In This Section

637,509.00

**Total Amounts Paid to Institutions**


---

 1,597,149.00
 

---



---

 4,871.00
 

---

## DO NOT INCLUDE FEDERAL EXPENDITURES

FUNCTION-OBJECT	ELEMENTARY	SECONDARY	TOTAL
1100-322		1,872.00	1,872.00
1100-323			
1100-324			
1100-329			
Total 320		1,872.00	1,872.00
1200-322	63.00	63.00	126.00
1200-323			
1200-324			
1200-329			
Total 320	63.00	63.00	126.00
1300-322			
1300-323			
1300-324			
1300-329			
Total 320			
2200-322			
2200-323			
2200-324			
2200-329			
Total 320			
2400-322			
2400-323			
2400-324			
2400-329			
Total 320			
2450-322			
2450-323			
2450-324			
2450-329			
Total 320			
2900-322			
2900-323			
2900-324			
2900-329			
Total 320			

	<u>Federal</u>	<u>Total</u>
1140 Early Intervening Services		
600 <u>Supplies</u>		
610 General Supplies	20,913.00	20,913.00
Total Supplies	20,913.00	20,913.00
Total 1140 Early Intervening Services	<u>20,913.00</u>	<u>20,913.00</u>

	<u>Federal</u>	<u>Total</u>
<b>1190 Federally Funded Regular Programs</b>		
<b>100 <u>Personnel Services-Salaries</u></b>		
<b>Total Personnel Services-Salaries</b>	<b>299,558.00</b>	<b>299,558.00</b>
<b>200 <u>Personnel Services-Employee Benefits</u></b>		
210 Grp Ins - Contracted Provider	60,108.00	60,108.00
220 Social Security Contributions	22,197.00	22,197.00
230 PSERS Retirement Contributions	49,325.00	49,325.00
250 Unemployment Compensation	295.00	295.00
260 Workmen's Compensation	1,903.00	1,903.00
<b>Total Personnel Services-Employee Benefits</b>	<b>133,828.00</b>	<b>133,828.00</b>
<b>600 <u>Supplies</u></b>		
610 General Supplies	31,314.00	31,314.00
<b>Total Supplies</b>	<b>31,314.00</b>	<b>31,314.00</b>
<b>Total 1190 Federally Funded Regular Programs</b>	<b><u>464,700.00</u></b>	<b><u>464,700.00</u></b>

## 1243 Gifted Support

	<u>Elementary</u>	<u>Secondary</u>	<u>Total</u>
<b>100 Personnel Services-Salaries</b>			
Total Personnel Services-Salaries	71,587.00	50.00	71,637.00
<b>200 Personnel Services-Employee Benefits</b>			
210 Grp Ins - Contracted Provider	16,165.00		16,165.00
220 Social Security Contributions	5,276.00	4.00	5,280.00
230 PSERS Retirement Contributions	12,105.00	8.00	12,113.00
250 Unemployment Compensation	70.00		70.00
260 Workmen's Compensation	(251.00)		(251.00)
Total Personnel Services-Employee Benefits	33,365.00	12.00	33,377.00
<b>600 Supplies</b>			
610 General Supplies	470.00	963.00	1,433.00
640 Books & Periodicals	273.00	1,107.00	1,380.00
Total Supplies	743.00	2,070.00	2,813.00
<b>800 Other Objects</b>			
Total Other Objects	87.00	10,699.00	10,786.00
<b>Total 1243 Gifted Support</b>	<b>105,782.00</b>	<b>12,831.00</b>	<b>118,613.00</b>

	<u>Elementary</u>	<u>Secondary</u>	<u>Federal</u>	<u>Total</u>
<b>2250 School Library Services</b>				
100 <u>Personnel Services-Salaries</u>				
Total Personnel Services-Salaries	56,112.00	86,046.00		142,158.00
200 <u>Personnel Services-Employee Benefits</u>				
210 Grp Ins - Contracted Provider	16,862.00	17,306.00		34,168.00
220 Social Security Contributions	4,258.00	6,561.00		10,819.00
230 PSERS Retirement Contributions	9,500.00	13,997.00		23,497.00
250 Unemployment Compensation	70.00	213.00		283.00
260 Workmen's Compensation	365.00	559.00		924.00
Total Personnel Services-Employee Benefits	31,055.00	38,636.00		69,691.00
300 <u>Purchased Professional &amp; Technical Services</u>				
Total Purchased Professional & Technical Services		700.00		700.00
400 <u>Purchased Property Services</u>				
Total Purchased Property Services	684.00			684.00
600 <u>Supplies</u>				
610 General Supplies	2,092.00	4,026.00		6,118.00
Total Supplies	2,092.00	4,026.00		6,118.00
<b>Total 2250 School Library Services</b>	<b>89,943.00</b>	<b>129,408.00</b>		<b>219,351.00</b>

## 2750 Nonpublic Transportation

Total500 Other Purchased Services

513 St Tr Svc-Contr Carrier

690,782.00

516 St Tr Svc from the IU

431,861.00

## Total Other Purchased Services

1,122,643.00

## Total 2750 Nonpublic Transportation

1,122,643.00

I. Student Transportation Services for Educational Field Trips

II. Student Transportation Services for Student Activities

III. Rental of Vehicles for Student Transportation Services

IV. Capital Reserve (Special Revenue) Fund

Include only district-owned transportation expenditures paid from State or local money.

DO NOT include federal expenditures or payments to contract service providers.

Contracted transportation services should not be recorded on this schedule.

Function	Object	Amount	Function	Object	Amount	Function	Object	Amount
----------	--------	--------	----------	--------	--------	----------	--------	--------

NOTE: Only reimbursable encumbrances will be included  
in your Actual Instructional Expense calculation.

TOTAL ENCUMBRANCES:

NOTE: Report expenditures that are paid out of the special revenue fund and/or capital project fund that would be considered reimbursable if they were made from the general fund. See Instructions.

**NOTE: You Must Complete This Schedule if You Desire A Certified Restricted Indirect Cost Rate**

Expenditures considered allowable indirect costs for the listed functions, and a brief explanation of those expenditures.

Function	Indirect Costs (General Fund Only)	Termination or Leave Payout Salaries Object 115	Explanation
2300			General Audit expenditures only
2310			Business Manager expenditures coded to 2310**
2500	256,284.00		Business Office Expenditures
2830			
2840			
<b>Total</b>	256,284.00		

\*\* Function 2310 should only be used to report Business Manager related expenditures if the Business Manager also holds the position of Board Secretary.

All Termination/Leave Payout Salaries	
Function-Object	Amount
1000-115	
2000-115	
3000-115	
<b>Total</b>	

On the schedule below, report the amount of expenditures by fund for the functions and objects listed. These expenditures are considered (1) unallowable as indirect costs and must be eliminated from the indirect cost calculation, (2) included in the base for allocation, or (3) are allowable as indirect costs but are not reported in the Annual Financial Report. All other expenditures used in the Indirect Cost Rate Computation are reported in the Annual Financial Report.

General Fund Expenditures	
Function-Object	Amount
1000-322	2,584.00
1000-323	
1200-594	
1200-597	
2300-820	
2500-432	
2500-810	1,763.00
2900-595	6,415.00
2900-596	
2990-899	

Food Costs: Cafeteria or General Fund	
Function-Object	Amount
3100-571	
3100-630	23,428.00

LEA acknowledges there are no 2990-899 pass thru funds to report.

LEA acknowledges there are no Termination Leave Payout Salaries to report.

FUNCTION	SPECIAL EDUCATION	NONSPECIAL EDUCATION	TOTAL
2120 Guidance Services	25,628.00	230,656.00	256,284.00
2140 Psychological Services	51,546.00	5,727.00	57,273.00
2150 Speech Pathology And Audiology Services	79,353.00	8,817.00	88,170.00
2160 Social Work Services	13,880.00	124,924.00	138,804.00
2260 Instruction and Curriculum Development Services	26,470.00	238,236.00	264,706.00
2350 Legal and Accounting Services	6,177.00	55,598.00	61,775.00
2420 Medical Services	53,401.00	160,205.00	213,606.00
2440 Nursing Services			
2700 Student Transportation Services	471,510.00	651,133.00	1,122,643.00
<b>TOTAL</b>	<b>727,965.00</b>	<b>1,475,296.00</b>	<b>2,203,261.00</b>

**Benefits for Staff Relative to  
Collective Bargaining Agreements**

	OBJECT	COVERED	NOT COVERED	TOTAL
<b>10 General Fund</b>				
	211 Medical Insurance	1,674,605.00	186,067.00	1,860,672.00
	212 Dental Insurance	87,671.00	9,741.00	97,412.00
	215 Eye Care Insurance	17,086.00	1,898.00	18,984.00
	216 Prescription Insurance			
	271 Self-Insurance Medical Health Benefits			
	272 Self-Insurance Dental Health Benefits			
	275 Self-Insurance Eye Care Health Benefits			
	276 Self-Insurance Prescription Health Benefits			
	<b>FUND TOTAL</b>	<b>1,779,362.00</b>	<b>197,706.00</b>	<b>1,977,068.00</b>
<b>50 Enterprise Fund</b>				
	211 Medical Insurance			
	212 Dental Insurance			
	215 Eye Care Insurance			
	216 Prescription Insurance			
	271 Self-Insurance Medical Health Benefits			
	272 Self-Insurance Dental Health Benefits			
	275 Self-Insurance Eye Care Health Benefits			
	276 Self-Insurance Prescription Health Benefits			
	<b>FUND TOTAL</b>			
<b>60 Internal Service Fund</b>				
	211 Medical Insurance			
	212 Dental Insurance			
	215 Eye Care Insurance			
	216 Prescription Insurance			
	271 Self-Insurance Medical Health Benefits			
	272 Self-Insurance Dental Health Benefits			
	275 Self-Insurance Eye Care Health Benefits			
	276 Self-Insurance Prescription Health Benefits			
	<b>FUND TOTAL</b>			
	<b>TOTAL FOR ALL FUNDS</b>	<b>1,779,362.00</b>	<b>197,706.00</b>	<b>1,977,068.00</b>

LEA acknowledges there is no Self Insurance data to report.

<b>LEA acknowledges there were no ARRA funded expenditures</b>
--

<u>General Fund Expenditures: Functions</u>	1000	2000	3100	3200	3300	4000	Object Total
100 Personnel Services-Salaries							
200 Personnel Services-Employee Benefits							
300 Purchased Professional & Technical Service							
400 Purchased Property Services							
500 Other Purchased Services							
600 Supplies							
700 Property							
810 Dues And Fees							
820 Claims and Judgments Against the LEA							
890 Miscellaneous Expenditures							

**Total GF Expenditures: Functions**

<u>General Fund Expenditures: Sub Functions</u>	1500	1600	1700	2280	2450	2750	Object Total
100 Personnel Services-Salaries							
200 Personnel Services-Employee Benefits							
300 Purchased Professional & Technical Service							
400 Purchased Property Services							
500 Other Purchased Services							
600 Supplies							
700 Property							
810 Dues And Fees							
820 Claims and Judgments Against the LEA							
890 Miscellaneous Expenditures							

**Total GF Expenditures: Sub Functions**

<u>Enterprise Fund Expenses</u>	Fund 51	Funds 52-58	Account Total
100 Salaries			
200 Employee Benefits			
300 Purchased Professional and Technical Servi			
400 Purchased Property Services			
500 Other Purchased Service			
600 Supplies			
700 Property			
810 Dues and Fees			
820 Claims and Judgments Against the LEA			
890 Other Operating Expenditures			

**Total Enterprise Fund Expenses**

**PSERS Salary Data (School Districts Only)**

Amount Description	Amount
Total Salary Base for salaries subject to PSERS withholding	9,396,230.00
Total Federally Funded salaries subject to PSERS withholding	375,966.00

**Title I Expenditure Data (School Districts and Charter Schools)**

Amount Description	Amount
Expenditures Funded with Current Title I Funds	498,683.00
Expenditures Funded with Carry over Title I Funds	
Total Title I Expenditures	498,683.00

**Title I ARRA Amount (School Districts and Charter Schools)**

Amount Description	Amount
Portion of Total Title I Expenditures funded with ARRA Title I	

**Federal Revenues** as reported in the General Fund Revenue Detail**Non-ARRA Revenue**

Federal Revenue: 8110-8690, 8810-8830	831,740.00	
Federal Pass Thru Revenue: 6831, 6832, 6839	219,236.00	
<b>Total Non-ARRA Federal Revenue</b>		1,050,976.00

**ARRA Revenue**

Federal ARRA BEF Revenue: 8708	0.00	
Federal ARRA Edujobs Revenue: 8709	0.00	
Federal ARRA Revenue: 8701-8707, 8721-8799	0.00	
Federal ARRA Pass Thru Revenue: 6833-6836	0.00	
<b>Total ARRA Federal Revenue</b>		0.00

<b>Total Federal Revenue</b>		1,050,976.00
------------------------------	--	--------------

**Federal Expenditures:** as reported in the General Fund Expenditure Detail (Federal Column)

Function 1000	1,211,433.00	
Function 2000	31,143.00	
Function 3000	1,613.00	
Function 4000	0.00	
Function 5000	0.00	
<b>Total Federal Expenditures reported in General Fund</b>		1,244,189.00